



ASBK.COM.AU f t i y

Round 7 : Phillip Island GP Circuit : October 12 - 14

YAMAHA MOTOR INSURANCE AUSTRALIAN SUPERBIKE CHAMPIONSHIP

Practice 3

Date: 12/10/18
 Event: P16
 Weather: Sunny - Temp: 18.7C
 Track: Dry - Temp: 42.3C

Started at: 15:39:03
 Laps: 30 Min
 Starters: 32
 Printed at: 16:42

CLASSIFICATION

Pos	No	Name	Class	Machine	Fastest Lap	On Lap	Behind Prev	Behind Leader	Top Speed
1	67	Bryan STARING (WA) / Kawasaki BCperformance / Kawasaki Motors Aust. / Landscapesupplies.com.au		Kawasaki ZX-10R	1:33.005	10 of 12			296
2	17	Troy HERFOSS (QLD) / Penrite Honda Racing / Elite Roads / NGK / Snap On / State of Matter / Ktech		Honda CBR SP	1:33.129	3 of 10	.124	.124	292
3	47	Wayne MAXWELL (VIC) / Yamaha Racing Team		Yamaha YZF-R1	1:33.180	9 of 9	.051	.175	287
4	1	Josh WATERS (VIC) / Team Suzuki ECSTAR / Pirelli / Motul / Airroad / Suzuki Ins. / Suzuki Finance / PTR		Suzuki GSX-RR	1:33.183	8 of 9	.003	.178	288
5	21	Troy BAYLISS (QLD) / Desmosport Ducati		Ducati Final Ed.	1:33.307	10 of 11	.124	.302	292
6	14	Glenn ALLERTON (NSW) / NextGen Motorsports / Alpine Performance		BMW S RR	1:33.352	9 of 10	.045	.347	287
7	12	Matt WALTERS (NSW) / Swann Insurance		Kawasaki ZX-10R	1:33.556	8 of 10	.204	.551	294
8	25	Daniel FALZON (SA) / Yamaha Racing Team		Yamaha YZF-R1	1:33.634	10 of 11	.078	.629	284
9	30	Mark CHIODO (VIC) / Team Suzuki ECSTAR / Pirelli / Motul / Airroad / Suzuki Ins. / Suzuki Finance / PTR	R	Suzuki GSX-RR	1:34.170	12 of 12	.536	1.165	292
10	68	Mitch LEVY (NSW) / ATR / Manshed Auctions		Yamaha YZF-R1	1:34.254	2 of 12	.084	1.249	285
11	29	Ted COLLINS (VIC) / NextGen Motorsports / Alpine Performance	R	BMW S RR	1:34.432	4 of 6	.178	1.427	287
12	27	Jamie STAUFFER (NSW) / DA Plumbing		Ducati P/gale R	1:34.628	9 of 10	.196	1.623	284
13	168	Glenn SCOTT (NSW) / GSR Kawasaki		Kawasaki ZX-10R	1:35.022	11 of 12	.394	2.017	292
14	83	Kyle BUCKLEY (QLD) / Kawasaki BCperformance / Kawasaki Motors Aust. / Landscapesupplies.com.au		Kawasaki ZX-10R	1:35.236	10 of 12	.214	2.231	293
15	53	Mason COOTE (VIC) / Aark Suspension & Tuning / Kabuto / Spidi / Five Gloves / Pirelli / Motul	R	Kawasaki ZX-10R	1:35.280	8 of 10	.044	2.275	293
16	183	Lachlan EPIS (NSW) / Response RE / BlueTongue Finance / Bridgestone Tyres	R	Kawasaki ZX-10R	1:35.521	11 of 11	.241	2.516	290
17	61	Arthur SISSIS (SA) / SA Demolition /Hoey Suspensions /Shogai Imports / Kenma / Castrol / Powerfone	R	Honda CBR1000	1:35.650	4 of 12	.129	2.645	287
18	20	Alex PHILLIS (VIC) / Phillis Racing		Suzuki GSXR	1:36.425	11 of 11	.775	3.420	285

Chief Time Keeper - Scott Laing

Clerk of Course - Tom Williams



www.computime.com.au
 COMPUTIME RACE TIMING SYSTEMS PTY LTD





ASBK.COM.AU f t i y

Round 7 : Phillip Island GP Circuit : October 12 - 14

YAMAHA MOTOR INSURANCE AUSTRALIAN SUPERBIKE CHAMPIONSHIP

Practice 3

Date: 12/10/18
 Event: P16
 Weather: Sunny - Temp: 18.7C
 Track: Dry - Temp: 42.3C

Started at: 15:39:03
 Laps: 30 Min
 Starters: 32
 Printed at: 16:42

CLASSIFICATION

Pos	No	Name	Class	Machine	Fastest Lap	On Lap	Behind Prev	Behind Leader	Top Speed
19	22	Beau BEATON (NSW) / Craig McMartin Racing / Racers Edge Performance		Ducati P/gale	1:36.812	11 of 12	.387	3.807	284
20	77	Adam SENIOR (WA) / Senior Engineering / Pirelli / Silkolene / Cully's Yamaha / YRD / West Sliders		Yamaha YZF-R1	1:37.650	12 of 12	.838	4.645	278
21	92	Patrick Jun LI (VIC) / MotoGo / Rstaichi		Yamaha YZF-R1	1:37.913	4 of 11	.263	4.908	283
22	11	Philip CZAJ (VIC) / Echo Light Up / 11Motosport / Czaj Racing		Aprilia RSV4 RFW	1:38.226	4 of 5	.313	5.221	275
23	24	Matt TOOLEY (VIC) / Phillip Island Ride Days		Yamaha YZF-R1	1:38.951	4 of 4	.725	5.946	270
24	333	Yannis SHAW (NSW) / Select Fresh / Andrews Meat Industries		Kawasaki ZX-10R	1:38.963	12 of 12	.012	5.958	281
25	98	Evan BYLES (SA) / SA M-cycles / Oriental Blend Holiday Stayz / The Bend Holiday Stay / Kawasaki		Kawasaki ZX-10R	1:39.016	11 of 11	.053	6.011	280
26	62	Brendan MCINTYRE (NSW) / Western M-c / SEVENFRIDAY / Ric Pobjoy Racing / Motul / RK / EBC / Motoproducts		Suzuki GSX-R	1:39.038	2 of 9	.022	6.033	274
27	74	Scott McGREGOR (VIC)		Yamaha YZF-R1	1:39.591	6 of 6	.553	6.586	273
28	23	Heath GRIFFIN (NSW) / Russell Symes & Co.		Ducati P/gale	1:39.923	11 of 11	.332	6.918	262
29	13	David BARKER (SA)		Kawasaki ZX-10R	1:40.034	9 of 11	.111	7.029	280
30	37	Michael EDWARDS (QLD) / Northstar Yamaha		Yamaha YZF-R1	1:41.233	11 of 11	1.199	8.228	274
31	404	Con KOKKORIS (NSW) / Tick Signs		Suzuki GSX-RR	1:45.442	3 of 4	4.209	12.437	271
32	94	Mitch REES (BOP) / Carl Cox M-sport / Mondiale Freight / Tony Rees M-cycles / Signedge / Pirelli / HJC		Honda CBR	1:49.238	1 of 3	3.796	16.233	273

Current best lap for SBK class - 1:32.274 by Wayne MAXWELL (VIC) on a Suzuki GSX-R set on 05/10/13

*** RED FLAG DUE TO GEESE ON TRACK : RE-START WITH 20:57 REMAINING ***

*** RED FLAG DUE TO OIL ON TRACK AT TURN 3 : RE-START WITH 17:46 REMAINING (REDUCED TO 10:00) ***

*** RED FLAG WITH 4:52 REMAINING DUE TO CRASH AT TURN 1 REQUIRING MEDICAL (No. 183 - L. EPIS) ***

Chief Time Keeper - Scott Laing

Clerk of Course - Tom Williams



www.computime.com.au
 COMPUTIME RACE TIMING SYSTEMS PTY LTD



ASBK.COM.AU f t i y

Round 7 : Phillip Island GP Circuit : October 12 - 14

YAMAHA MOTOR INSURANCE AUSTRALIAN SUPERBIKE CHAMPIONSHIP

Practice 3

Date: 12/10/18
 Event: P16
 Weather: Sunny - Temp: 18.7C
 Track: Dry - Temp: 42.3C

Started at: 15:39:03
 Laps: 30 Min
 Starters: 32
 Printed at: 16:42

LAP TIMES

No	Name	Lap 1	Lap 2	Lap 3	Lap 4	Lap 5	Lap 6	Lap 7	Lap 8	Lap 9	Lap 10
1	Josh WATERS (VIC)	1:58.127	1:34.232	1:34.180	1:33.970	11:33.263	23:59.740	1:44.339	1:33.183	3:40.684	
11	Philip CZAJ (VIC)	1:50.642	1:40.239	1:39.113	1:38.226	1:39.895					
12	Matt WALTERS (NSW)	1:49.459	1:35.125	1:34.569	13:18.708	1:54.090	22:54.683	1:45.082	1:33.556	1:33.937	1:34.047
13	David BARKER (SA)	1:52.928	1:42.325	1:40.432	1:40.648	1:40.814	11:11.180	23:15.490	1:48.518	1:40.034	1:40.438
		10	1:40.737								
14	Glenn ALLERTON (NSW)	1:47.243	1:38.533	1:35.063	1:35.167	10:33.646	25:28.703	1:45.251	1:33.461	1:33.352	1:33.657
17	Troy HERFOSS (QLD)	1:54.151	1:34.037	1:33.129	2:19.071	1:57.758	8:57.813	1:49.376	27:46.321	1:49.698	1:36.634
20	Alex PHILLIS (VIC)	1:51.128	1:37.531	1:36.503	1:36.515	1:57.812	10:10.520	1:44.281	25:32.037	1:47.474	1:36.504
		10	1:36.425								
21	Troy BAYLISS (QLD)	1:51.707	1:34.104	1:33.586	1:37.663	1:33.670	9:53.952	25:29.002	1:43.428	1:33.942	1:33.307
		10	1:41.613								
22	Beau BEATON (NSW)	1:50.599	1:39.160	1:38.015	1:37.687	1:37.671	10:22.920	1:50.269	22:52.518	1:48.584	1:37.000
		10	1:36.812	1:36.949							
23	Heath GRIFFIN (NSW)	1:57.004	1:40.839	1:41.260	1:40.616	11:24.581	1:54.049	22:17.101	1:53.623	1:40.319	1:40.236
		10	1:39.923								
24	Matt TOOLEY (VIC)	1:55.064	1:40.298	1:39.032	1:38.951						
25	Daniel FALZON (SA)	1:44.977	1:33.980	1:33.954	1:34.101	1:35.766	10:09.276	26:29.070	1:42.616	1:33.832	1:33.634
		10	1:33.648								
27	Jamie STAUFFER (NSW)	1:46.373	1:35.288	1:34.991	1:35.464	12:08.032	24:56.701	1:45.549	1:35.014	1:34.628	1:38.199
29	Ted COLLINS (VIC)	1:42.221	1:35.059	1:35.894	1:34.432	1:34.596	10:07.733				
30	Mark CHIODO (VIC)	1:49.875	1:36.092	1:34.390	1:35.355	1:34.501	10:31.935	1:47.502	23:14.963	1:45.061	1:34.719
		10	1:34.219	1:34.170							
37	Michael EDWARDS (QLD)	1:56.709	1:43.075	1:42.572	1:44.086	10:27.760	1:49.920	23:25.485	1:52.018	1:42.256	1:42.447
		10	1:41.233								
47	Wayne MAXWELL (VIC)	1:50.212	1:33.508	1:33.615	1:33.453	11:31.946	1:56.381	26:51.920	2:12.285	1:33.180	
53	Mason COOTE (VIC)	1:45.430	1:35.536	1:37.191	1:35.956	11:53.484	23:57.727	1:45.779	1:35.280	1:35.376	1:35.806
61	Arthur SISSIS (SA)	1:46.706	1:35.952	1:35.843	1:35.650	1:47.910	9:45.321	1:50.496	23:04.985	1:47.908	1:35.917
		10	1:36.812	1:38.217							
62	Brendan MCINTYRE (NSW)	1:53.437	1:39.038	1:39.819	11:06.600	1:55.290	23:32.328	1:56.045	1:41.789	1:40.430	
67	Bryan STARING (WA)	1:49.916	1:34.460	1:34.100	1:34.048	1:34.654	9:26.142	1:46.119	23:30.547	1:44.616	1:33.005
		10	1:33.881	1:33.876							
68	Mitch LEVY (NSW)	1:43.056	1:34.254	1:35.752	1:34.727	1:35.188	10:10.392	1:50.808	23:46.890	1:45.309	1:35.495
		10	1:35.225	1:36.255							
74	Scott McGREGOR (VIC)	11:23.010	24:40.358	1:50.088	1:39.921	1:39.972	1:39.591				
77	Adam SENIOR (WA)	1:49.944	1:38.265	1:38.336	1:38.686	1:38.097	9:44.808	1:59.230	23:00.465	1:48.344	1:38.061
		10	1:37.801	1:37.650							

Chief Time Keeper - Scott Laing

Clerk of Course - Tom Williams





ASBK.COM.AU f t i y

Round 7 : Phillip Island GP Circuit : October 12 - 14

YAMAHA MOTOR INSURANCE AUSTRALIAN SUPERBIKE CHAMPIONSHIP

Practice 3

Date: 12/10/18
 Event: P16
 Weather: Sunny - Temp: 18.7C
 Track: Dry - Temp: 42.3C

Started at: 15:39:03
 Laps: 30 Min
 Starters: 32
 Printed at: 16:42

LAP TIMES

No	Name	Lap 1	Lap 2	Lap 3	Lap 4	Lap 5	Lap 6	Lap 7	Lap 8	Lap 9	Lap 10
83	Kyle BUCKLEY (QLD)	1:49.815	1:35.334	1:35.849	1:35.682	1:35.888	9:23.435	1:43.624	23:30.295	1:46.180	1:35.236
	10	1:35.691	1:35.764								
92	Patrick Jun LI (VIC)	1:59.005	1:38.696	1:39.176	1:37.913	10:50.012	1:47.061	22:52.756	1:48.183	1:40.194	1:39.233
	10	1:38.166									
94	Mitch REES (BOP)	1:49.238	16:30.228	1:53.235							
98	Evan BYLES (SA)	1:50.906	1:40.042	1:39.047	1:39.623	1:44.291	10:28.562	24:04.647	1:49.281	1:40.584	1:40.689
	10	1:39.016									
168	Glenn SCOTT (NSW)	1:47.000	1:36.903	1:35.885	1:35.970	1:35.385	9:44.776	1:47.644	23:41.632	1:43.044	1:35.612
	10	1:35.022	1:37.604								
183	Lachlan EPIS (NSW)	1:43.381	1:36.557	1:36.339	1:36.563	1:36.160	10:12.595	24:58.604	1:47.222	1:35.828	1:35.732
	10	1:35.521									
333	Yannis SHAW (NSW)	1:47.212	1:40.641	1:39.968	1:41.406	1:39.193	9:37.456	1:49.987	23:23.815	1:49.649	1:39.723
	10	1:39.150	1:38.963								
404	Con KOKKORIS (NSW)	1:54.031	1:49.853	1:45.442	1:45.664						

*** RED FLAG DUE TO GEESE ON TRACK : RE-START WITH 20:57 REMAINING ***

*** RED FLAG DUE TO OIL ON TRACK AT TURN 3 : RE-START WITH 17:46 REMAINING (REDUCED TO 10:00) ***

*** RED FLAG WITH 4:52 REMAINING DUE TO CRASH AT TURN 1 REQUIRING MEDICAL (No. 183 - L. EPIS) ***

Scott Laing
 Chief Time Keeper - Scott Laing

Tom Williams
 Clerk of Course - Tom Williams



www.computime.com.au
 COMPUTIME RACE TIMING SYSTEMS PTY LTD





ASBK.COM.AU f t i y

Round 7 : Phillip Island GP Circuit : October 12 - 14

YAMAHA MOTOR INSURANCE AUSTRALIAN SUPERBIKE CHAMPIONSHIP

Practice 3

Date: 12/10/18
 Event: P16
 Weather: Sunny - Temp: 18.7C
 Track: Dry - Temp: 42.3C

Started at: 15:39:03
 Laps: 30 Min
 Starters: 32
 Printed at: 16:42

SPLIT TIMES

Lap	Split 1	Split 2	Split 3	Split 4	Lap Time	Spd	Lap	Split 1	Split 2	Split 3	Split 4	Lap Time	Spd
1 Josh WATERS (VIC) (4th)							10	24.324	29.194	19.177	27.743	1:40.438	280
1	41.276	30.568	19.297	26.986	1:58.127 P		11	24.190	29.366	19.199	27.982	1:40.737	276
2	22.726	27.176	17.960	26.370	1:34.232	283	14 Glenn ALLERTON (NSW) (6th)						
3	22.462	27.297	18.120	26.301	1:34.180	286	1	32.155	29.009	18.854	27.225	1:47.243 P	
4	22.386	26.898	17.902	26.784	1:33.970	286	2	22.937	28.492	19.602	27.502	1:38.533	284
5	22.487	27.150	17.819	10:25.807	11:33.263	288	3	22.684	27.405	18.205	26.769	1:35.063	282
6	37.073	30.187	18.504	22:33.976	23:59.740 P		4	22.851	27.336	18.191	26.789	1:35.167	281
7	30.885	29.368	17.916	26.170	1:44.339 P		5	23.060	29.733	19.529	9:21.324	10:33.646	283
8	22.439	27.053	17.761	25.930	1:33.183	288	6	31.686	39.226	19.056	23:58.735	25:28.703 P	
9	23.121	27.295	17.840	2:32.428	3:40.684	286	7	31.257	29.426	18.194	26.374	1:45.251 P	
11 Philip CZAJ (VIC) (22th)							8	22.424	27.067	17.793	26.177	1:33.461	286
1	34.097	29.882	18.967	27.696	1:50.642 P		9	22.289	27.051	17.751	26.261	1:33.352	287
2	23.830	29.160	19.441	27.808	1:40.239	275	10	22.304	27.004	17.787	26.562	1:33.657	286
3	24.254	28.618	18.735	27.506	1:39.113	270	17 Troy HERFOSS (QLD) (2nd)						
4	23.559	28.616	18.622	27.429	1:38.226	271	1	36.560	32.086	18.524	26.981	1:54.151 P	
5	23.955	28.832	18.684	28.424	1:39.895	271	2	22.488	27.256	17.837	26.456	1:34.037	290
12 Matt WALTERS (NSW) (7th)							3	22.315	26.984	17.682	26.148	1:33.129	290
1	35.083	29.007	18.505	26.864	1:49.459 P		4	22.790	30.321	20.005	1:05.955	2:19.071	292
2	22.778	27.687	18.137	26.523	1:35.125	283	5	34.829	32.017	20.518	30.394	1:57.758 P	
3	22.592	27.522	18.018	26.437	1:34.569	286	6	28.314	8:29.499			8:57.813	189
4	22.762	28.100	18.217	12:09.629	13:18.708	286	7	29.229	32.174	19.103	28.870	1:49.376 P	
5	34.108	32.867	19.369	27.746	1:54.090 P		8	22.652	28.481	18.266	26:36.922	27:46.321	290
6	22.646	22:32.037			22:54.683	286	9	30.658	31.857	19.893	27.290	1:49.698 P	
7	31.116	29.596	18.197	26.173	1:45.082 P		10	22.648	27.460	17.824	28.702	1:36.634	285
8	22.313	27.255	17.817	26.171	1:33.556	294	20 Alex PHILLIS (VIC) (18th)						
9	22.356	27.302	17.928	26.351	1:33.937	292	1	28.795	29.794	19.628	32.911	1:51.128 P	
10	22.390	27.253	18.026	26.378	1:34.047	290	2	23.176	27.921	18.985	27.449	1:37.531	285
13 David BARKER (SA) (29th)							3	23.005	27.909	18.605	26.984	1:36.503	283
1	34.649	30.270	19.820	28.189	1:52.928 P		4	23.050	27.714	18.591	27.160	1:36.515	283
2	24.670	29.752	19.679	28.224	1:42.325	264	5	22.965	48.580	18.965	27.302	1:57.812	283
3	24.356	29.261	19.041	27.774	1:40.432	271	6	24.245	36.137	20.970	8:49.168	10:10.520	285
4	24.204	29.328	19.276	27.840	1:40.648	271	7	29.537	28.643	18.837	27.264	1:44.281 P	
5	24.018	29.092	19.385	28.319	1:40.814	272	8	23.109	25:08.928			25:32.037	283
6	25.080	10:46.100			11:11.180	262	9	33.528	28.271	18.595	27.080	1:47.474 P	
7	31.696	22:43.794			23:15.490 P		10	23.160	27.748	18.629	26.967	1:36.504	284
8	30.137	31.503	19.248	27.630	1:48.518 P		11	23.009	27.773	18.488	27.155	1:36.425	284
9	24.086	29.484	19.069	27.395	1:40.034	276							

Chief Time Keeper - Scott Laing

Clerk of Course - Tom Williams





ASBK.COM.AU f t i y

Round 7 : Phillip Island GP Circuit : October 12 - 14

YAMAHA MOTOR INSURANCE AUSTRALIAN SUPERBIKE CHAMPIONSHIP

Practice 3

Date: 12/10/18
 Event: P16
 Weather: Sunny - Temp: 18.7C
 Track: Dry - Temp: 42.3C

Started at: 15:39:03
 Laps: 30 Min
 Starters: 32
 Printed at: 16:42

SPLIT TIMES

Lap	Split 1	Split 2	Split 3	Split 4	Lap Time	Spd	Lap	Split 1	Split 2	Split 3	Split 4	Lap Time	Spd
21 Troy BAYLISS (QLD) (5th)							24 Matt TOOLEY (VIC) (23th)						
1	35.557	30.452	18.683	27.015	1:51.707 P		1	35.563	31.561	19.615	28.325	1:55.064 P	
2	22.594	27.007	17.774	26.729	1:34.104	286	2	24.120	29.088	19.367	27.723	1:40.298	270
3	22.561	26.815	17.983	26.227	1:33.586	286	3	23.863	28.823	18.676	27.670	1:39.032	267
4	23.668	28.475	18.228	27.292	1:37.663	292	4	23.987	28.663	18.539	27.762	1:38.951	268
5	22.341	26.838	17.956	26.535	1:33.670	290	25 Daniel FALZON (SA) (8th)						
6	25.071	28.385	21.574	8:38.922	9:53.952	285	1	29.812	29.385	18.935	26.845	1:44.977 P	
7	30.869	24:58.133			25:29.002 P		2	22.526	27.155	17.910	26.389	1:33.980	283
8	30.470	28.535	18.192	26.231	1:43.428 P		3	22.385	27.130	18.156	26.283	1:33.954	284
9	22.591	27.253	17.952	26.146	1:33.942	283	4	22.327	27.349	18.053	26.372	1:34.101	281
10	22.326	27.029	17.861	26.091	1:33.307	286	5	22.566	27.540	18.821	26.839	1:35.766	279
11	22.451	29.751	22.723	26.688	1:41.613	287	6	22.537	45.933	20.487	8:40.319	10:09.276	281
22 Beau BEATON (NSW) (19th)							7	29.060	37.420	20.431	25:02.159	26:29.070 P	
1	32.106	31.127	19.372	27.994	1:50.599 P		8	28.948	28.401	18.628	26.639	1:42.616 P	
2	23.885	28.855	18.852	27.568	1:39.160	278	9	22.519	27.152	17.924	26.237	1:33.832	283
3	23.602	28.319	18.769	27.325	1:38.015	276	10	22.446	27.068	17.859	26.261	1:33.634	284
4	23.400	28.377	18.577	27.333	1:37.687	279	11	22.344	26.935	18.015	26.354	1:33.648	283
5	23.432	28.252	18.647	27.340	1:37.671	278	27 Jamie STAUFFER (NSW) (12th)						
6	25.230	39.109	25.436	8:53.145	10:22.920	274	1	31.489	28.404	18.761	27.719	1:46.373 P	
7	32.577	31.110	19.046	27.536	1:50.269 P		2	22.973	27.372	18.300	26.643	1:35.288	269
8	23.211	22:29.307			22:52.518	279	3	22.719	27.375	18.122	26.775	1:34.991	275
9	32.425	30.080	18.897	27.182	1:48.584 P		4	22.960	27.616	18.163	26.725	1:35.464	273
10	23.114	28.400	18.457	27.029	1:37.000	284	5	26.022	39.428	23.798	10:38.784	12:08.032	277
11	23.152	28.189	18.441	27.030	1:36.812	279	6	32.409	35.285	19.334	23:29.673	24:56.701 P	
12	23.170	28.129	18.545	27.105	1:36.949	278	7	30.694	29.303	18.677	26.875	1:45.549 P	
23 Heath GRIFFIN (NSW) (28th)							8	22.923	27.373	18.177	26.541	1:35.014	273
1	36.957	31.293	19.999	28.755	1:57.004 P		9	22.637	27.316	18.200	26.475	1:34.628	275
2	24.436	29.273	19.041	28.089	1:40.839	258	10	22.634	27.594	17.996	29.975	1:38.199	284
3	24.215	29.301	19.203	28.541	1:41.260	256	29 Ted COLLINS (VIC) (11th)						
4	24.494	28.918	19.284	27.920	1:40.616	258	1	28.536	28.458	18.387	26.840	1:42.221 P	
5	24.453	29.167	19.441	10:11.520	11:24.581	262	2	22.886	27.499	18.104	26.570	1:35.059	281
6	34.067	30.623	19.778	29.581	1:54.049 P		3	22.920	27.750	18.758	26.466	1:35.894	282
7	29.275	21:47.826			22:17.101	202	4	22.561	27.236	18.133	26.502	1:34.432	286
8	33.820	30.536	19.685	29.582	1:53.623 P		5	22.555	27.391	18.034	26.616	1:34.596	286
9	24.409	29.063	19.104	27.743	1:40.319	260	6	22.620	27.364	18.480	8:59.269	10:07.733	287
10	24.200	28.784	19.295	27.957	1:40.236	257	30 Mark CHIDO (VIC) (9th)						
11	24.130	28.806	19.178	27.809	1:39.923	255							

Chief Time Keeper - Scott Laing

Clerk of Course - Tom Williams





ASBK.COM.AU f t i y

Round 7 : Phillip Island GP Circuit : October 12 - 14

YAMAHA MOTOR INSURANCE AUSTRALIAN SUPERBIKE CHAMPIONSHIP

Practice 3

Date: 12/10/18
 Event: P16
 Weather: Sunny - Temp: 18.7C
 Track: Dry - Temp: 42.3C

Started at: 15:39:03
 Laps: 30 Min
 Starters: 32
 Printed at: 16:42

SPLIT TIMES

Lap	Split 1	Split 2	Split 3	Split 4	Lap Time	Spd	Lap	Split 1	Split 2	Split 3	Split 4	Lap Time	Spd
1	34.825	29.685	18.524	26.841	1:49.875 P		3	23.892	27.801	18.557	26.941	1:37.191	287
2	22.984	27.947	18.029	27.132	1:36.092	271	4	23.076	27.689	18.458	26.733	1:35.956	281
3	22.543	27.227	17.972	26.648	1:34.390	292	5	23.177	29.726	19.313	10:41.268	11:53.484	285
4	22.644	27.810	18.108	26.793	1:35.355	290	6	33.900	30.241	18.606	22:34.980	23:57.727 P	
5	22.770	27.210	17.909	26.612	1:34.501	285	7	31.838	28.872	18.344	26.725	1:45.779 P	
6	25.023	29.640	19.991	9:17.281	10:31.935	290	8	22.714	27.823	18.193	26.550	1:35.280	293
7	29.828	31.366	19.029	27.279	1:47.502 P		9	22.774	27.772	18.392	26.438	1:35.376	289
8	22.936	39.111	19.918	21:52.998	23:14.963	284	10	23.033	27.761	18.421	26.591	1:35.806	286
9	30.194	29.407	18.846	26.614	1:45.061 P								
10	22.498	27.413	17.880	26.928	1:34.719	291	61 Arthur SISSIS (SA) (17th)						
11	22.759	27.284	17.891	26.285	1:34.219	287	1	31.772	29.258	18.759	26.917	1:46.706 P	
12	22.617	27.310	17.822	26.421	1:34.170	290	2	22.987	27.665	18.279	27.021	1:35.952	278
							3	23.005	27.866	18.299	26.673	1:35.843	279
37 Michael EDWARDS (QLD) (30th)							4	22.865	27.789	18.303	26.693	1:35.650	278
1	35.793	31.129	20.632	29.155	1:56.709 P		5	22.936	34.073	23.558	27.343	1:47.910	283
2	25.083	29.822	19.785	28.385	1:43.075	269	6	24.895	9:20.426			9:45.321	281
3	24.881	29.288	19.732	28.671	1:42.572	257	7	32.177	32.056	18.964	27.299	1:50.496 P	
4	25.387	29.882	19.933	28.884	1:44.086	263	8	23.110	29.467	19.147	21:53.261	23:04.985	283
5	24.984	29.643	20.601	9:12.532	10:27.760	263	9	32.164	30.140	18.590	27.014	1:47.908 P	
6	32.021	30.232	19.493	28.174	1:49.920 P		10	23.153	28.064	18.243	26.457	1:35.917	283
7	24.318	29.330	21.557	22:10.280	23:25.485	265	11	23.089	28.181	18.456	27.086	1:36.812	285
8	32.682	30.238	19.422	29.676	1:52.018 P		12	23.103	28.235	20.233	26.646	1:38.217	287
9	24.855	29.784	19.401	28.216	1:42.256	255							
10	24.755	29.804	19.945	27.943	1:42.447	266	62 Brendan MCINTYRE (NSW) (26th)						
11	24.252	29.049	19.615	28.317	1:41.233	274	1	35.004	30.679	19.624	28.130	1:53.437 P	
							2	24.013	28.659	18.950	27.416	1:39.038	273
47 Wayne MAXWELL (VIC) (3rd)							3	24.284	28.504	19.408	27.623	1:39.819	274
1	34.844	30.472	18.515	26.381	1:50.212 P		4	23.919	28.721	20.214	9:53.746	11:06.600	270
2	22.498	27.043	17.816	26.151	1:33.508	276	5	33.622	31.646	20.058	29.964	1:55.290 P	
3	22.422	27.057	17.898	26.238	1:33.615	285	6	29.575	23:02.753			23:32.328	194
4	22.331	27.041	17.858	26.223	1:33.453	286	7	35.214	31.187	20.739	28.905	1:56.045 P	
5	22.926	27.561	18.296	10:23.163	11:31.946	286	8	25.042	29.432	19.331	27.984	1:41.789	255
6	37.664	33.682	18.754	26.281	1:56.381 P		9	23.988	29.214	19.259	27.969	1:40.430	271
7	22.127	27.344	18.080	25:44.369	26:51.920	285							
8	43.426	40.231	21.946	26.682	2:12.285 P		67 Bryan STARING (WA) (1st)						
9	22.058	26.985	18.200	25.937	1:33.180	284	1	35.042	29.396	18.654	26.824	1:49.916 P	
							2	22.787	27.402	17.926	26.345	1:34.460	287
53 Mason COOTE (VIC) (15th)							3	22.540	27.100	18.053	26.407	1:34.100	289
1	31.828	28.282	18.482	26.838	1:45.430 P		4	22.517	27.074	17.921	26.536	1:34.048	290
2	22.958	27.675	18.357	26.546	1:35.536	285	5	22.500	27.498	18.168	26.488	1:34.654	289

Chief Time Keeper - Scott Laing

Clerk of Course - Tom Williams





ASBK.COM.AU f t i y

Round 7 : Phillip Island GP Circuit : October 12 - 14

YAMAHA MOTOR INSURANCE AUSTRALIAN SUPERBIKE CHAMPIONSHIP

Practice 3

Date: 12/10/18
Event: P16
Weather: Sunny - Temp: 18.7C
Track: Dry - Temp: 42.3C

Started at: 15:39:03
Laps: 30 Min
Starters: 32
Printed at: 16:42

SPLIT TIMES

Lap	Split 1	Split 2	Split 3	Split 4	Lap Time	Spd	Lap	Split 1	Split 2	Split 3	Split 4	Lap Time	Spd
6	22.818	9:03.324			9:26.142	290	10	23.574	28.402	18.637	27.448	1:38.061	273
7	28.874	31.069	18.847	27.329	1:46.119 P		11	23.578	28.285	18.621	27.317	1:37.801	272
8	22.763	28.151	18.255	22:21.378	23:30.547	290	12	23.400	28.280	18.634	27.336	1:37.650	273
9	30.922	29.515	18.144	26.035	1:44.616 P								
10	22.263	27.186	17.637	25.919	1:33.005	294	83 Kyle BUCKLEY (QLD) (14th)						
11	22.662	27.217	17.791	26.211	1:33.881	296	1	34.888	29.387	18.649	26.891	1:49.815 P	
12	22.388	27.068	17.965	26.455	1:33.876	292	2	22.897	27.553	18.191	26.693	1:35.334	290
							3	23.059	27.679	18.195	26.916	1:35.849	290
68 Mitch LEVY (NSW) (10th)							4	22.991	27.631	18.163	26.897	1:35.682	286
1	29.518	28.272	18.649	26.617	1:43.056 P		5	22.998	27.676	18.273	26.941	1:35.888	286
2	22.561	27.466	17.886	26.341	1:34.254	284	6	26.624	8:56.811			9:23.435	246
3	22.723	27.686	18.728	26.615	1:35.752	285	7	28.908	28.753	18.558	27.405	1:43.624 P	
4	22.530	27.491	18.120	26.586	1:34.727	284	8	23.006	28.390	18.641	22:20.258	23:30.295	281
5	23.042	27.511	18.018	26.617	1:35.188	282	9	31.398	29.510	18.396	26.876	1:46.180 P	
6	23.315	27.856	18.785	9:00.436	10:10.392	281	10	22.753	27.645	18.067	26.771	1:35.236	293
7	30.747	34.307	18.823	26.931	1:50.808 P		11	22.908	27.813	18.119	26.851	1:35.691	289
8	22.877	29.212	18.606	22:36.195	23:46.890	281	12	22.979	27.691	18.293	26.801	1:35.764	289
9	30.328	28.471	18.362	28.148	1:45.309 P								
10	22.862	27.937	18.046	26.650	1:35.495	281	92 Patrick Jun LI (VIC) (21th)						
11	22.809	27.815	18.007	26.594	1:35.225	283	1	41.752	30.875	19.082	27.296	1:59.005 P	
12	22.595	28.144	18.466	27.050	1:36.255	284	2	24.307	28.708	18.822	26.859	1:38.696	279
							3	23.354	28.681	18.792	28.349	1:39.176	282
74 Scott McGREGOR (VIC) (27th)							4	23.423	28.707	18.642	27.141	1:37.913	278
1	42.536	30.341	19.628	9:50.505	11:23.010 P		5	23.288	29.345	22.121	9:35.258	10:50.012	280
2	29.630	24:10.728			24:40.358 P		6	30.868	30.000	18.900	27.293	1:47.061 P	
3	30.630	31.980	19.730	27.748	1:50.088 P		7	23.088	22:29.668			22:52.756	278
4	24.183	29.311	18.945	27.482	1:39.921	266	8	30.555	30.078	19.241	28.309	1:48.183 P	
5	23.841	29.129	19.195	27.807	1:39.972	273	9	24.080	29.622	18.925	27.567	1:40.194	278
6	24.065	28.894	19.085	27.547	1:39.591	271	10	24.058	29.013	18.799	27.363	1:39.233	271
							11	23.387	28.692	18.816	27.271	1:38.166	281
77 Adam SENIOR (WA) (20th)													
1	34.764	29.035	18.824	27.321	1:49.944 P		94 Mitch REES (BOP) (32th)						
2	23.570	28.636	18.636	27.423	1:38.265	273	1	34.249	28.923	18.625	27.441	1:49.238 P	
3	23.655	28.679	18.624	27.378	1:38.336	273	2	23.325	27.983	18.275	15:20.645	16:30.228	273
4	23.779	28.636	18.789	27.482	1:38.686	271	3	33.257	32.239	19.648	28.091	1:53.235 P	
5	23.516	28.494	18.611	27.476	1:38.097	271							
6	24.137	36.786	23.465	8:20.420	9:44.808	271	98 Evan BYLES (SA) (25th)						
7	35.416	35.491	19.896	28.427	1:59.230 P		1	32.245	30.745	19.600	28.316	1:50.906 P	
8	24.546	34.185	20.025	21:41.709	23:00.465	265	2	24.368	28.798	19.163	27.713	1:40.042	269
9	32.535	29.588	18.811	27.410	1:48.344 P		3	24.046	28.623	18.935	27.443	1:39.047	273

Chief Time Keeper - Scott Laing

Clerk of Course - Tom Williams



www.computime.com.au
COMPUTIME RACE TIMING SYSTEMS PTY LTD



ASBK.COM.AU f t i y

Round 7 : Phillip Island GP Circuit : October 12 - 14

YAMAHA MOTOR INSURANCE AUSTRALIAN SUPERBIKE CHAMPIONSHIP

Practice 3

Date: 12/10/18
 Event: P16
 Weather: Sunny - Temp: 18.7C
 Track: Dry - Temp: 42.3C

Started at: 15:39:03
 Laps: 30 Min
 Starters: 32
 Printed at: 16:42

SPLIT TIMES

Lap	Split 1	Split 2	Split 3	Split 4	Lap Time	Spd	Lap	Split 1	Split 2	Split 3	Split 4	Lap Time	Spd
4	24.056	28.672	18.986	27.909	1:39.623	276	6	23.965	9:48.630			10:12.595	285
5	24.151	28.673	18.925	32.542	1:44.291	272	7	33.601	24:25.003			24:58.604 P	
6	29.937	9:58.625			10:28.562	170	8	32.112	29.190	18.842	27.078	1:47.222 P	
7	33.093	30.252	19.691	22:41.611	24:04.647 P		9	22.883	27.631	18.268	27.046	1:35.828	290
8	31.584	30.006	19.573	28.118	1:49.281 P		10	22.977	27.615	18.263	26.877	1:35.732	285
9	24.313	29.353	19.127	27.791	1:40.584	276	11	22.751	27.552	18.227	26.991	1:35.521	286
10	24.387	29.657	19.094	27.551	1:40.689	262							
11	23.882	28.872	18.883	27.379	1:39.016	280	333 Yannis SHAW (NSW) (24th)						
							1	30.141	29.357	19.440	28.274	1:47.212 P	
168 Glenn SCOTT (NSW) (13th)							2	24.121	28.874	19.036	28.610	1:40.641	275
1	31.526	29.195	18.999	27.280	1:47.000 P		3	24.212	28.622	19.141	27.993	1:39.968	276
2	23.526	28.030	18.340	27.007	1:36.903	286	4	23.941	30.089	19.303	28.073	1:41.406	273
3	23.074	27.841	18.157	26.813	1:35.885	290	5	23.983	28.431	19.042	27.737	1:39.193	276
4	23.327	27.736	18.143	26.764	1:35.970	284	6	24.477	9:12.979			9:37.456	270
5	22.941	27.524	18.095	26.825	1:35.385	289	7	31.322	31.057	19.695	27.913	1:49.987 P	
6	23.599	33.412	19.024	8:28.741	9:44.776	290	8	24.234	29.706	20.256	22:09.619	23:23.815	264
7	33.068	28.598	18.588	27.390	1:47.644 P		9	32.576	30.201	19.087	27.785	1:49.649 P	
8	23.034	27.871	20.083	22:30.644	23:41.632	289	10	24.014	28.923	19.025	27.761	1:39.723	281
9	29.487	28.439	18.326	26.792	1:43.044 P		11	23.675	28.731	19.043	27.701	1:39.150	276
10	22.835	27.826	18.116	26.835	1:35.612	291	12	23.796	28.588	18.993	27.586	1:38.963	278
11	22.809	27.569	18.100	26.544	1:35.022	292	404 Con KOKKORIS (NSW) (31th)						
12	22.958	27.848	17.953	28.845	1:37.604	291	1	33.908	30.789	20.224	29.110	1:54.031 P	
183 Lachlan EPIS (NSW) (16th)							2	25.624	30.174	20.341	33.714	1:49.853	271
1	28.962	28.312	18.805	27.302	1:43.381 P		3	25.580	30.815	20.233	28.814	1:45.442	268
2	22.994	27.686	18.462	27.415	1:36.557	286	4	25.701	30.187	20.468	29.308	1:45.664	271
3	22.928	27.798	18.458	27.155	1:36.339	290							
4	23.240	27.849	18.386	27.088	1:36.563	283							
5	23.058	27.696	18.470	26.936	1:36.160	283							

*** RED FLAG DUE TO GEESE ON TRACK : RE-START WITH 20:57 REMAINING ***

*** RED FLAG DUE TO OIL ON TRACK AT TURN 3 : RE-START WITH 17:46 REMAINING (REDUCED TO 10:00) ***

*** RED FLAG WITH 4:52 REMAINING DUE TO CRASH AT TURN 1 REQUIRING MEDICAL (No. 183 - L. EPIS) ***

Chief Time Keeper - Scott Laing

Clerk of Course - Tom Williams



www.computime.com.au
 COMPUTIME RACE TIMING SYSTEMS PTY LTD



ASBK.COM.AU f t i y

Round 7 : Phillip Island GP Circuit : October 12 - 14

YAMAHA MOTOR INSURANCE AUSTRALIAN SUPERBIKE CHAMPIONSHIP

Practice 3

Date: 12/10/18
Event: P16
Weather: Sunny - Temp: 18.7C
Track: Dry - Temp: 42.3C

Started at: 15:39:03
Laps: 30 Min
Starters: 32
Printed at: 16:42

FASTEST LAPS SEQUENCE


Race Time	No	Name	Machine	Fastest Lap	On Lap
1:46.026	29	Ted COLLINS (VIC)	BMW S RR	1:42.221	1
3:21.085	29	Ted COLLINS (VIC)	BMW S RR	1:35.059	2
3:21.120	25	Daniel FALZON (SA)	Yamaha YZF-R1	1:33.980	2
3:36.502	47	Wayne MAXWELL (VIC)	Yamaha YZF-R1	1:33.508	2
5:11.626	17	Troy HERFOSS (QLD)	Honda CBR SP	1:33.129	3
47:03.218	67	Bryan STARING (WA)	Kawasaki ZX-10R	1:33.005	10

*** RED FLAG DUE TO GEESE ON TRACK : RE-START WITH 20:57 REMAINING ***

*** RED FLAG DUE TO OIL ON TRACK AT TURN 3 : RE-START WITH 17:46 REMAINING (REDUCED TO 10:00) ***


*** RED FLAG WITH 4:52 REMAINING DUE TO CRASH AT TURN 1 REQUIRING MEDICAL (No. 183 - L. EPIS) ***


Chief Time Keeper - Scott Laing


Clerk of Course - Tom Williams



www.computime.com.au
COMPUTIME RACE TIMING SYSTEMS PTY LTD





ASBK.COM.AU f t i y

Round 7 : Phillip Island GP Circuit : October 12 - 14

YAMAHA MOTOR INSURANCE AUSTRALIAN SUPERBIKE CHAMPIONSHIP

Practice 3

Date: 12/10/18
 Event: P16
 Weather: Sunny - Temp: 18.7C
 Track: Dry - Temp: 42.3C

Started at: 15:39:03
 Laps: 30 Min
 Starters: 32
 Printed at: 16:42

BEST PARTIAL TIMES

Pos	Split 1		Split 2		Split 3		Split 4		LAP		Ideal	Fastest
	Name	Time	Name	Time	Name	Time	Name	Time	Name			
1	W. MAXWELL	22.058	T. BAYLISS	26.815	B. STARING	17.637	B. STARING	25.919	W. MAXWELL	1:32.796	1:33.180	
2	B. STARING	22.263	J. WATERS	26.898	T. HERFOSS	17.682	J. WATERS	25.930	B. STARING	1:32.887	1:33.005	
3	G. ALLERTON	22.289	D. FALZON	26.935	G. ALLERTON	17.751	W. MAXWELL	25.937	J. WATERS	1:32.975	1:33.183	
4	M. WALTERS	22.313	T. HERFOSS	26.984	J. WATERS	17.761	T. BAYLISS	26.091	T. BAYLISS	1:33.006	1:33.307	
5	T. HERFOSS	22.315	W. MAXWELL	26.985	T. BAYLISS	17.774	T. HERFOSS	26.148	T. HERFOSS	1:33.129	1:33.129	
6	T. BAYLISS	22.326	G. ALLERTON	27.004	W. MAXWELL	17.816	M. WALTERS	26.171	G. ALLERTON	1:33.221	1:33.352	
7	D. FALZON	22.327	B. STARING	27.068	M. WALTERS	17.817	G. ALLERTON	26.177	D. FALZON	1:33.358	1:33.634	
8	J. WATERS	22.386	M. CHIODO	27.210	M. CHIODO	17.822	D. FALZON	26.237	M. WALTERS	1:33.554	1:33.556	
9	M. CHIODO	22.498	T. COLLINS	27.236	D. FALZON	17.859	M. CHIODO	26.285	M. CHIODO	1:33.815	1:34.170	
10	M. LEVY	22.530	M. WALTERS	27.253	M. LEVY	17.886	M. LEVY	26.341	M. LEVY	1:34.223	1:34.254	
11	T. COLLINS	22.555	J. STAUFFER	27.316	G. SCOTT	17.953	M. COOTE	26.438	T. COLLINS	1:34.291	1:34.432	
12	J. STAUFFER	22.634	M. LEVY	27.466	J. STAUFFER	17.996	A. SISSIS	26.457	J. STAUFFER	1:34.421	1:34.628	
13	M. COOTE	22.714	G. SCOTT	27.524	T. COLLINS	18.034	T. COLLINS	26.466	G. SCOTT	1:34.830	1:35.022	
14	L. EPIS	22.751	L. EPIS	27.552	K. BUCKLEY	18.067	J. STAUFFER	26.475	M. COOTE	1:34.988	1:35.280	
15	K. BUCKLEY	22.753	K. BUCKLEY	27.553	M. COOTE	18.193	G. SCOTT	26.544	K. BUCKLEY	1:35.066	1:35.236	
16	G. SCOTT	22.809	M. COOTE	27.643	L. EPIS	18.227	K. BUCKLEY	26.693	A. SISSIS	1:35.230	1:35.650	
17	A. SISSIS	22.865	A. SISSIS	27.665	A. SISSIS	18.243	P. LI	26.859	L. EPIS	1:35.407	1:35.521	
18	A. PHILLIS	22.965	A. PHILLIS	27.714	M. REES	18.275	L. EPIS	26.877	A. PHILLIS	1:36.134	1:36.425	
19	P. LI	23.088	M. REES	27.983	B. BEATON	18.441	A. PHILLIS	26.967	B. BEATON	1:36.713	1:36.812	
20	B. BEATON	23.114	B. BEATON	28.129	A. PHILLIS	18.488	B. BEATON	27.029	M. REES	1:37.024	1:49.238	
21	M. REES	23.325	A. SENIOR	28.280	M. TOOLEY	18.539	A. SENIOR	27.317	P. LI	1:37.270	1:37.913	
22	A. SENIOR	23.400	Y. SHAW	28.431	A. SENIOR	18.611	E. BYLES	27.379	A. SENIOR	1:37.608	1:37.650	
23	P. CZAJ	23.559	B. MCINTYRE	28.504	P. CZAJ	18.622	D. BARKER	27.395	P. CZAJ	1:38.226	1:38.226	
24	Y. SHAW	23.675	P. CZAJ	28.616	P. LI	18.642	B. MCINTYRE	27.416	Y. SHAW	1:38.685	1:38.963	
25	S. McGREGO	23.841	E. BYLES	28.623	E. BYLES	18.883	P. CZAJ	27.429	M. TOOLEY	1:38.735	1:38.951	
26	M. TOOLEY	23.863	M. TOOLEY	28.663	S. McGREGO	18.945	M. REES	27.441	E. BYLES	1:38.767	1:39.016	
27	E. BYLES	23.882	P. LI	28.681	B. MCINTYRE	18.950	S. McGREGO	27.482	B. MCINTYRE	1:38.789	1:39.038	
28	B. MCINTYRE	23.919	H. GRIFFIN	28.784	Y. SHAW	18.993	Y. SHAW	27.586	S. McGREGO	1:39.162	1:39.591	
29	D. BARKER	24.018	S. McGREGO	28.894	H. GRIFFIN	19.041	M. TOOLEY	27.670	D. BARKER	1:39.546	1:40.034	
30	H. GRIFFIN	24.130	M. EDWARDS	29.049	D. BARKER	19.041	H. GRIFFIN	27.743	H. GRIFFIN	1:39.698	1:39.923	
31	M. EDWARDS	24.252	D. BARKER	29.092	M. EDWARDS	19.401	M. EDWARDS	27.943	M. EDWARDS	1:40.645	1:41.233	
32	C. KOKKORIS	25.580	C. KOKKORIS	30.174	C. KOKKORIS	20.224	C. KOKKORIS	28.814	C. KOKKORIS	1:44.792	1:45.442	


*** RED FLAG DUE TO GEESE ON TRACK : RE-START WITH 20:57 REMAINING ***

*** RED FLAG DUE TO OIL ON TRACK AT TURN 3 : RE-START WITH 17:46 REMAINING (REDUCED TO 10:00) ***

*** RED FLAG WITH 4:52 REMAINING DUE TO CRASH AT TURN 1 REQUIRING MEDICAL (No. 183 - L. EPIS) ***

Chief Time Keeper - Scott Laing

Clerk of Course - Tom Williams



www.computime.com.au
 COMPUTIME RACE TIMING SYSTEMS PTY LTD



ASBK.COM.AU f t i y

Round 7 : Phillip Island GP Circuit : October 12 - 14

YAMAHA MOTOR INSURANCE AUSTRALIAN SUPERBIKE CHAMPIONSHIP

Combined Practices

MERGED CLASSIFICATION

Date: 12/10/18

Printed at: 16:42

Pos	No	Name	Class	Machine	Event P05	Event P11	Event P16	Fastest Lap
1	1	Josh WATERS (VIC) / Team Suzuki ECSTAR / Pirelli / Motul / Airroad / Suzuki Ins. / Suzuki Finance / PTR		Suzuki GSX-RR	1:33.059	1:32.762	1:33.183	1:32.762
2	47	Wayne MAXWELL (VIC) / Yamaha Racing Team		Yamaha YZF-R1	1:32.901	1:32.968	1:33.180	1:32.901
3	67	Bryan STARING (WA) / Kawasaki BCperformance / Kawasaki Motors Aust. / Landscapesupplies.com.au		Kawasaki ZX-10R	1:33.854	1:33.854	1:33.005	1:33.005
4	21	Troy BAYLISS (QLD) / Desmosport Ducati		Ducati Final Ed.	1:33.939	1:33.104	1:33.307	1:33.104
5	17	Troy HERFOSS (QLD) / Penrite Honda Racing / Elite Roads / NGK / Snap On / State of Matter / Ktech		Honda CBR SP	1:33.394	1:33.194	1:33.129	1:33.129
6	14	Glenn ALLERTON (NSW) / NextGen Motorsports / Alpine Performance		BMW S RR	1:33.639	1:33.220	1:33.352	1:33.220
7	12	Matt WALTERS (NSW) / Swann Insurance		Kawasaki ZX-10R	1:35.257	1:34.354	1:33.556	1:33.556
8	25	Daniel FALZON (SA) / Yamaha Racing Team		Yamaha YZF-R1	1:34.230	1:34.102	1:33.634	1:33.634
9	29	Ted COLLINS (VIC) / NextGen Motorsports / Alpine Performance	R	BMW S RR	1:33.823	1:33.781	1:34.432	1:33.781
10	30	Mark CHIODO (VIC) / Team Suzuki ECSTAR / Pirelli / Motul / Airroad / Suzuki Ins. / Suzuki Finance / PTR	R	Suzuki GSX-RR	1:34.565	1:34.013	1:34.170	1:34.013
11	68	Mitch LEVY (NSW) / ATR / Mashed Auctions		Yamaha YZF-R1	1:35.584	1:35.026	1:34.254	1:34.254
12	27	Jamie STAUFFER (NSW) / DA Plumbing		Ducati P/gale R	1:36.387	1:34.509	1:34.628	1:34.509
13	61	Arthur SISIS (SA) / SA Demolition /Hoey Suspensions /Shogai Imports / Kenma / Castrol / Powerfone	R	Honda CBR1000	1:36.142	1:34.789	1:35.650	1:34.789
14	168	Glenn SCOTT (NSW) / GSR Kawasaki		Kawasaki ZX-10R	1:36.054	1:35.511	1:35.022	1:35.022
15	83	Kyle BUCKLEY (QLD) / Kawasaki BCperformance / Kawasaki Motors Aust. / Landscapesupplies.com.au		Kawasaki ZX-10R	1:37.347	1:35.350	1:35.236	1:35.236
16	53	Mason COOTE (VIC) / Aark Suspension & Tuning / Kabuto / Spidi / Five Gloves / Pirelli / Motul	R	Kawasaki ZX-10R	1:36.960	1:35.813	1:35.280	1:35.280
17	183	Lachlan EPIS (NSW) / Response RE / BlueTongue Finance / Bridgestone Tyres	R	Kawasaki ZX-10R	1:37.215	1:36.441	1:35.521	1:35.521
18	94	Mitch REES (BOP) / Carl Cox M-sport / Mondiale Freight / Tony Rees M-cycles / Signedge / Pirelli / HJC		Honda CBR	1:36.931	1:35.744	1:49.238	1:35.744
19	20	Alex PHILLIS (VIC) / Phillis Racing		Suzuki GSXR	1:36.391	1:35.892	1:36.425	1:35.892
20	22	Beau BEATON (NSW) / Craig McMartin Racing / Racers Edge Performance		Ducati P/gale		1:39.867	1:36.812	1:36.812

Chief Time Keeper - Scott Laing

Clerk of Course - Tom Williams



www.computime.com.au
COMPUTIME RACE TIMING SYSTEMS PTY LTD





ASBK.COM.AU f t i y

Round 7 : Phillip Island GP Circuit : October 12 - 14

YAMAHA MOTOR INSURANCE AUSTRALIAN SUPERBIKE CHAMPIONSHIP

Combined Practices

MERGED CLASSIFICATION

Date: 12/10/18

Printed at: 16:42

Pos	No	Name	Class	Machine	Event P05	Event P11	Event P16	Fastest Lap
21	77	Adam SENIOR (WA) / Senior Engineering / Pirelli / Silkolene / Cully's Yamaha / YRD / West Sliders		Yamaha YZF-R1	1:39.157	1:37.687	1:37.650	1:37.650
22	11	Philip CZAJ (VIC) / Echo Light Up / 11Motosport / Czaj Racing		Aprilia RSV4 RFW	1:38.296	1:37.911	1:38.226	1:37.911
23	92	Patrick Jun LI (VIC) / MotoGo / Rstaichi		Yamaha YZF-R1	1:39.880	1:38.777	1:37.913	1:37.913
24	333	Yannis SHAW (NSW) / Select Fresh / Andrews Meat Industries		Kawasaki ZX-10R	1:39.622	1:38.090	1:38.963	1:38.090
25	74	Scott McGREGOR (VIC)		Yamaha YZF-R1	1:40.384	1:38.470	1:39.591	1:38.470
26	24	Matt TOOLEY (VIC) / Phillip Island Ride Days		Yamaha YZF-R1	1:39.474	1:38.554	1:38.951	1:38.554
27	62	Brendan MCINTYRE (NSW) / Western M-c / SEVENFRIDAY / Ric Pobjoy Racing / Motul / RK / EBC / Motoproducts		Suzuki GSX-R	1:39.352	1:38.999	1:39.038	1:38.999
28	98	Evan BYLES (SA) / SA M-cycles / Oriental Blend Holiday Stayz / The Bend Holiday Stay / Kawasaki		Kawasaki ZX-10R	1:40.291	1:40.025	1:39.016	1:39.016
29	78	Nathan SPITERI (VIC) / Livson / RST / Repsol		Suzuki GSX-R	1:39.811	1:39.038		1:39.038
30	23	Heath GRIFFIN (NSW) / Russell Symes & Co.		Ducati P/gale	1:41.360	1:40.102	1:39.923	1:39.923
31	13	David BARKER (SA)		Kawasaki ZX-10R	1:41.168	1:40.845	1:40.034	1:40.034
32	37	Michael EDWARDS (QLD) / Northstar Yamaha		Yamaha YZF-R1	1:43.886	1:42.537	1:41.233	1:41.233
33	404	Con KOKKORIS (NSW) / Tick Signs		Suzuki GSX-RR	1:43.517	1:43.535	1:45.442	1:43.517

Scott Laing
 Chief Time Keeper - Scott Laing

Tom Williams
 Clerk of Course - Tom Williams



www.computime.com.au
 COMPUTIME RACE TIMING SYSTEMS PTY LTD

